

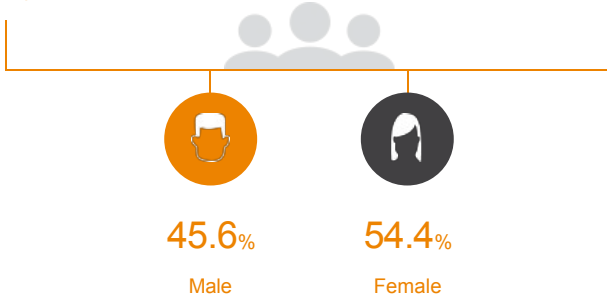
Chardon, Ohio

People

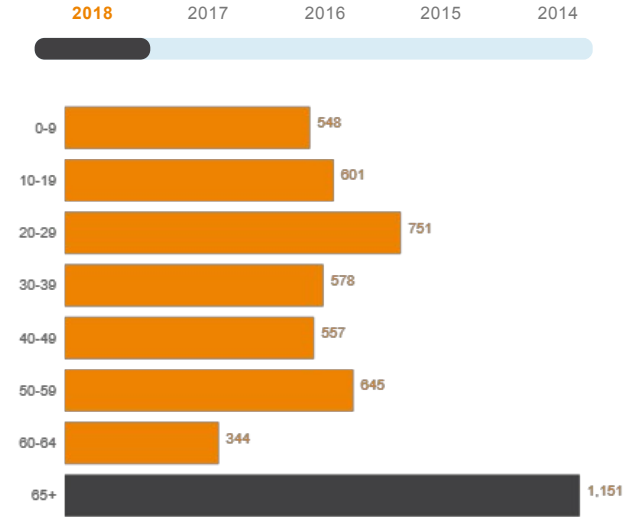
The total population of Chardon is 5,178. The median age is 41.04

5,178

Total Population



Age Distribution

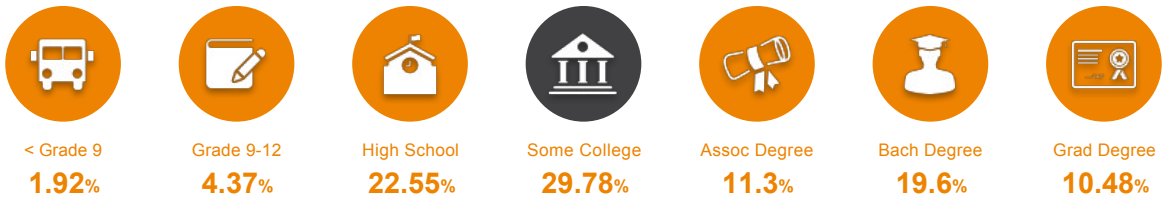


Median Age

41

Educational Attainment

The majority of the population in Chardon has some college, and 41.38% have a college degree.



Labor Force



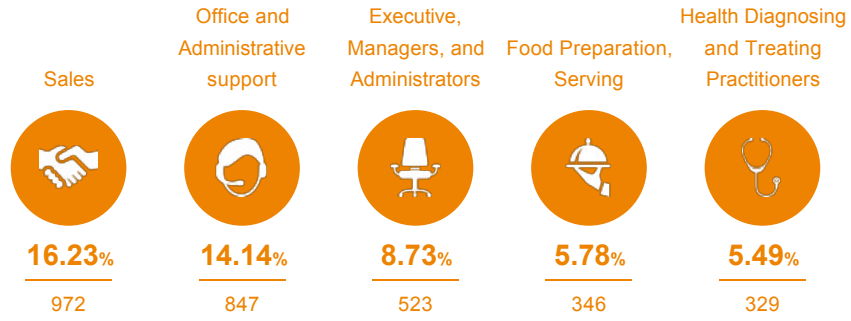
Chardon has a labor force of 2,810 people.

2,810

Labor Force

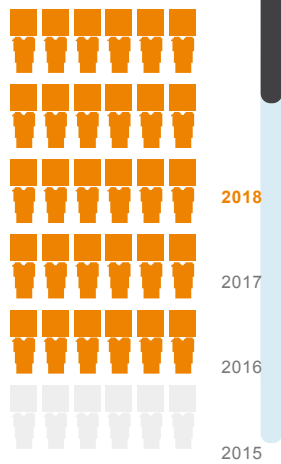
Talent

Where are the top jobs by occupation?




Total Employees

5,990



The work distribution of total employees in Chardon is:



Total Establishments

605

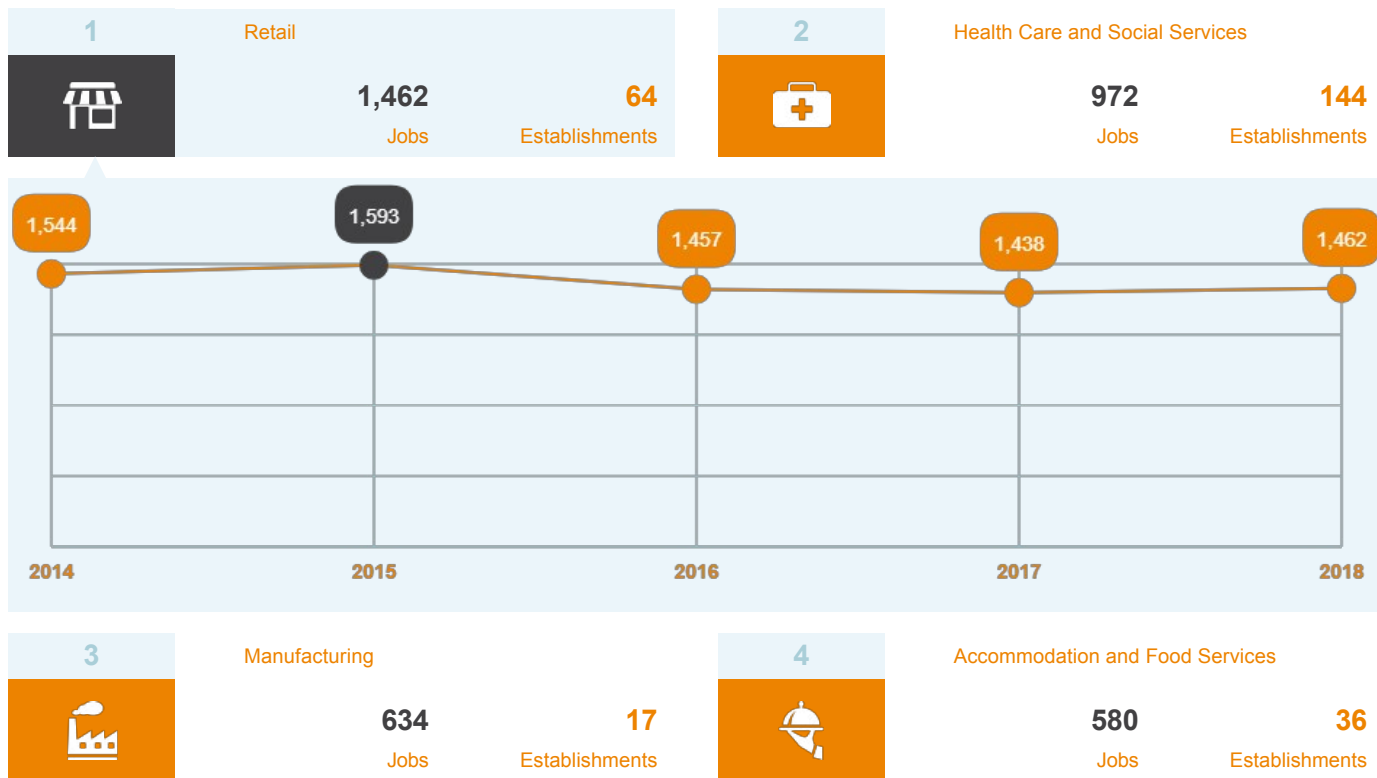


Businesses and Jobs

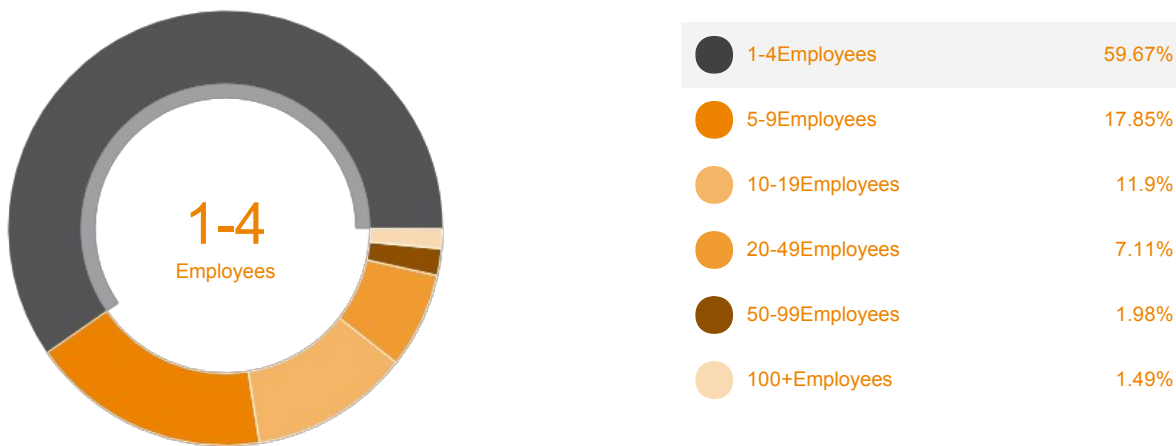


Chardon has a total of 605 businesses. In 2017, the leading industries in Chardon were Retail, Health Care and Social Services, Manufacturing, and Accommodation and Food Services.

What are the top industries by jobs?



How many employees do businesses in Chardon have?



Income and Spending



Households in Chardon earn a median yearly income of \$68,697. 44.87% of the households earn more than the national average each year. Household expenditures average \$60,400 per year. The majority of earnings get spent on Shelter, Transportation, Food and Beverages, Health Care, and Utilities.



\$68,697

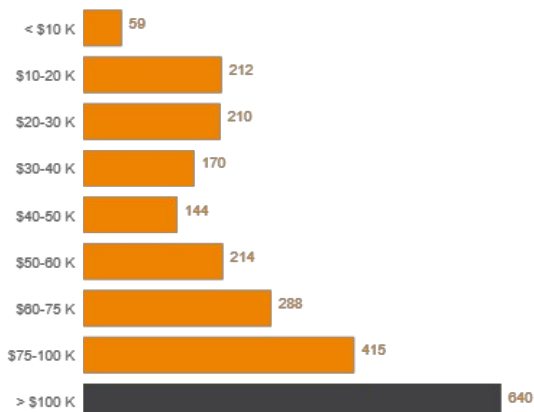
Median Household Income

20% less than the county

24% more than the state

14% more than the nation

Income Distribution



How do people spend most of their money?
PER HOUSEHOLD



\$60,400

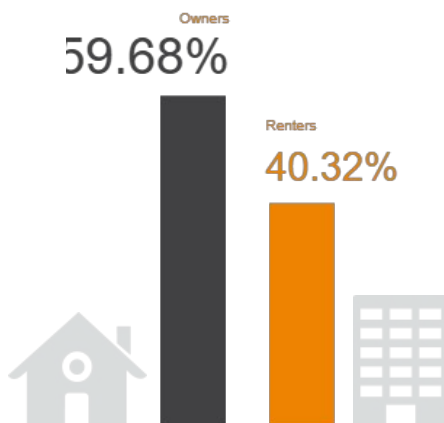
Median Household Expenditure

Housing



There are 48% more households who own their homes than there are renters.

Owners vs. Renters



Transportation



Residents spend an average of 22 minutes commuting to work. Chardon is served by 24 airports within 50 miles. Rail can be accessed within 7 miles. Interstates can be accessed 5 miles away.



22min

Commute Travel Time



0 + 24(+50 miles)

Airports in Community



5miles

Distance to Interstate



7

Distance to Freight Rail

Taxes



Top State Corporate Income Tax

0%

Top State Corporate Capital Gains Tax

0%

Top State Personal Income Tax

5.33%

Top State Personal Capital Gains Tax

5.3%

State Sales Tax

5.75%